



FRONT ELEVATION
SCALE: 1/4" = 1'-0"



REAR ELEVATION
SCALE: 1/4" = 1'-0"

TYPE	AREA	NO.	TOTAL
UNDER ROOF	3021	1	3021
OUTSIDE STUO	1428	1	1428
INSIDE STUO	1570	1	1570
COVERED PORCH	1194	1	1194
GARAGE	3222	1	3222



Barndominium Life
Celebrating the Barndom Lifestyle

DESIGNER NOT FOR CONSTRUCTION

NO.	DESCRIPTION	DATE
1	ELEVATION	

DESIGNER AUTHORIZATION:

THIS SET OF ARCHITECTURAL DRAWINGS IS THE PROPERTY OF THE DESIGNER. IT IS TO BE USED ONLY FOR THE PROJECT AND SITE SPECIFICALLY IDENTIFIED HEREIN. ANY REUSE OR MODIFICATION OF THESE DRAWINGS WITHOUT THE WRITTEN PERMISSION OF THE DESIGNER IS STRICTLY PROHIBITED. THE USER ASSUMES ALL LIABILITY FOR ANY ERRORS OR OMISSIONS. THE DESIGNER ACCEPTS NO LIABILITY FOR ANY SUCH ERRORS OR OMISSIONS.



LEFT ELEVATION
SCALE: 1/4" = 1'-0"



RIGHT ELEVATION
SCALE: 1/4" = 1'-0"

TYPE	MASS	2ND	TOTAL
UNFIN. ROOF	8021	898	8908
OUTSIDE STUD	1828	899	2524
INSIDE STUD	1114	833	2552
COVERED PORCH	1184	-	1184
GARAGE	2022	-	2022



Barndominium Life
Celebrating the Barndominium Lifestyle

NO.	REVISION	DATE

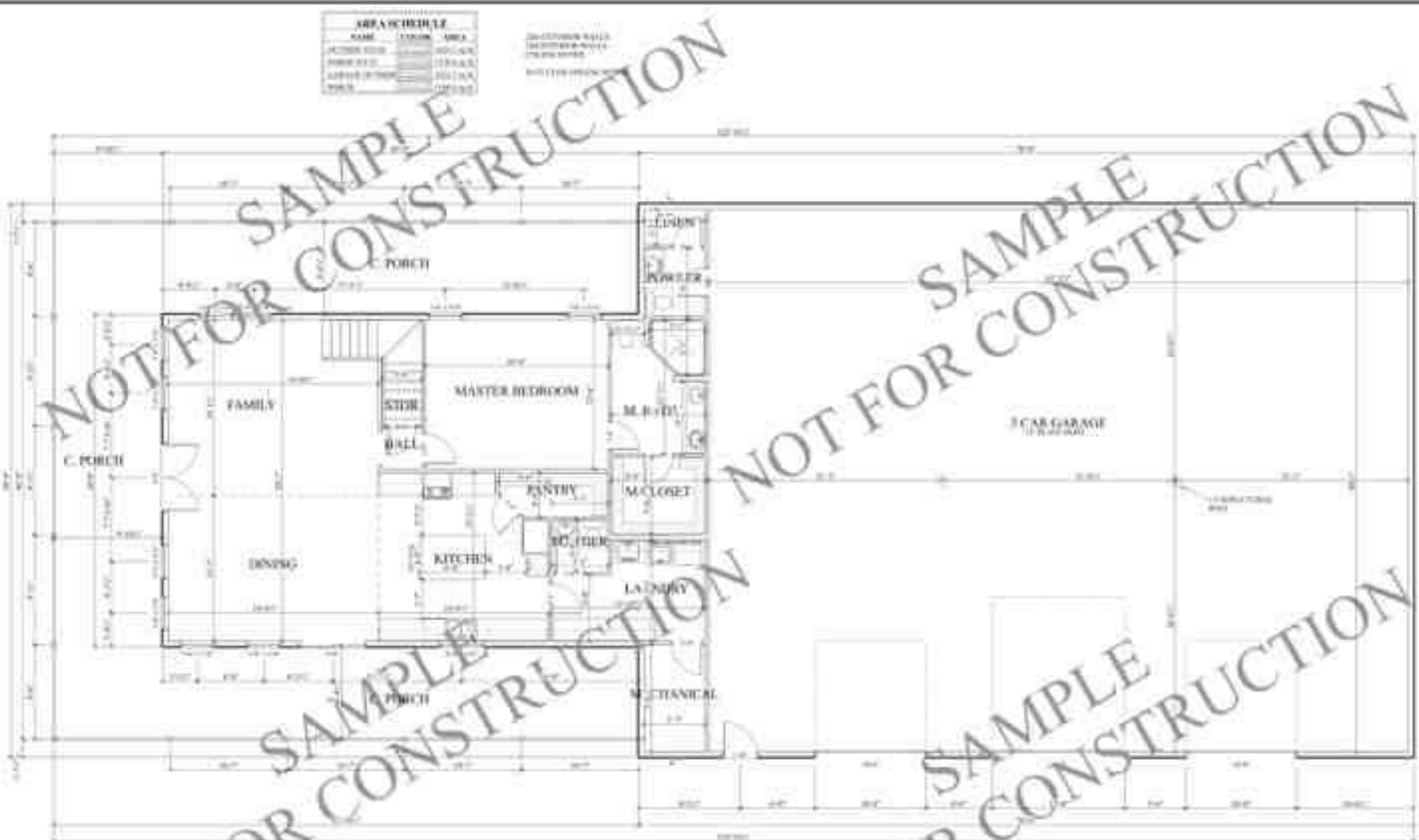
ELEVATION
2

DESIGNER AUTHORIZATION:
I, THE DESIGNER, HEREBY AUTHORIZE THE CONTRACTOR TO CONSTRUCT THE PROJECT IN ACCORDANCE WITH THE PERMITTED PLANS AND SPECIFICATIONS. THE CONTRACTOR SHALL BE RESPONSIBLE FOR OBTAINING ALL NECESSARY PERMITS AND FOR THE PROTECTION OF THE PROJECT. THE CONTRACTOR SHALL BE RESPONSIBLE FOR THE PROTECTION OF THE PROJECT. THE CONTRACTOR SHALL BE RESPONSIBLE FOR THE PROTECTION OF THE PROJECT.

NOT FOR CONSTRUCTION

SCHEDULE		
NAME	SYMBOL	AREA
CEILING		100.00
FLOOR		100.00
WALL		100.00
DOOR		100.00
WINDOW		100.00

CONSTRUCTION NOTES
 1. REFER TO ALL
 2. REFER TO ALL
 3. REFER TO ALL



MAIN FLOOR
 SCALE: 1/4" = 1'-0"

TYPE	AREA	PER	TOTAL
UNDER ROOF	3021	800	8000
OUTSIDE (FUD)	1625	899	2624
BASE (FUD)	1510	835	2345
COVERED PORCH	1184	-	1184
GARAGE	3022	-	3022



Barndominium Life
 Celebrating the Barndominium Lifestyle

DATE	BY	DESCRIPTION

DESIGNER AUTHORIZATION:
 I, THE DESIGNER, HEREBY AUTHORIZE THE CONTRACTOR TO PROCEED WITH THE CONSTRUCTION OF THE PROJECT SHOWN ON THESE PLANS.
 CONTRACTOR: _____ DATE: _____

DESIGNER AUTHORIZATION:
 I, THE DESIGNER, HEREBY AUTHORIZE THE CONTRACTOR TO PROCEED WITH THE CONSTRUCTION OF THE PROJECT SHOWN ON THESE PLANS.
 CONTRACTOR: _____ DATE: _____

SAMPLE
NOT FOR CONSTRUCTION

SAMPLE
NOT FOR CONSTRUCTION

SAMPLE
NOT FOR CONSTRUCTION

SAMPLE
NOT FOR CONSTRUCTION

AREASCHEDULE		
ROOM	FINISH	AREA
LOFT	101	112.00
BEDROOM #1	101	112.00
BEDROOM #2	101	112.00
HALL	101	112.00
BATH	101	112.00
CLOSET	101	112.00
CLOSET	101	112.00
OPEN TO BELOW	101	112.00



SECOND FLOOR
SCALE 1/4" = 1'-0"

TYPE	AREA	FINISH	TOTAL
UNDER ROOF	1121	101	1121
OUTSIDE STUCCO	1121	101	1121
INSIDE STUCCO	1121	101	1121
COVERED PORCH	1121	101	1121
GARAGE	1121	101	1121



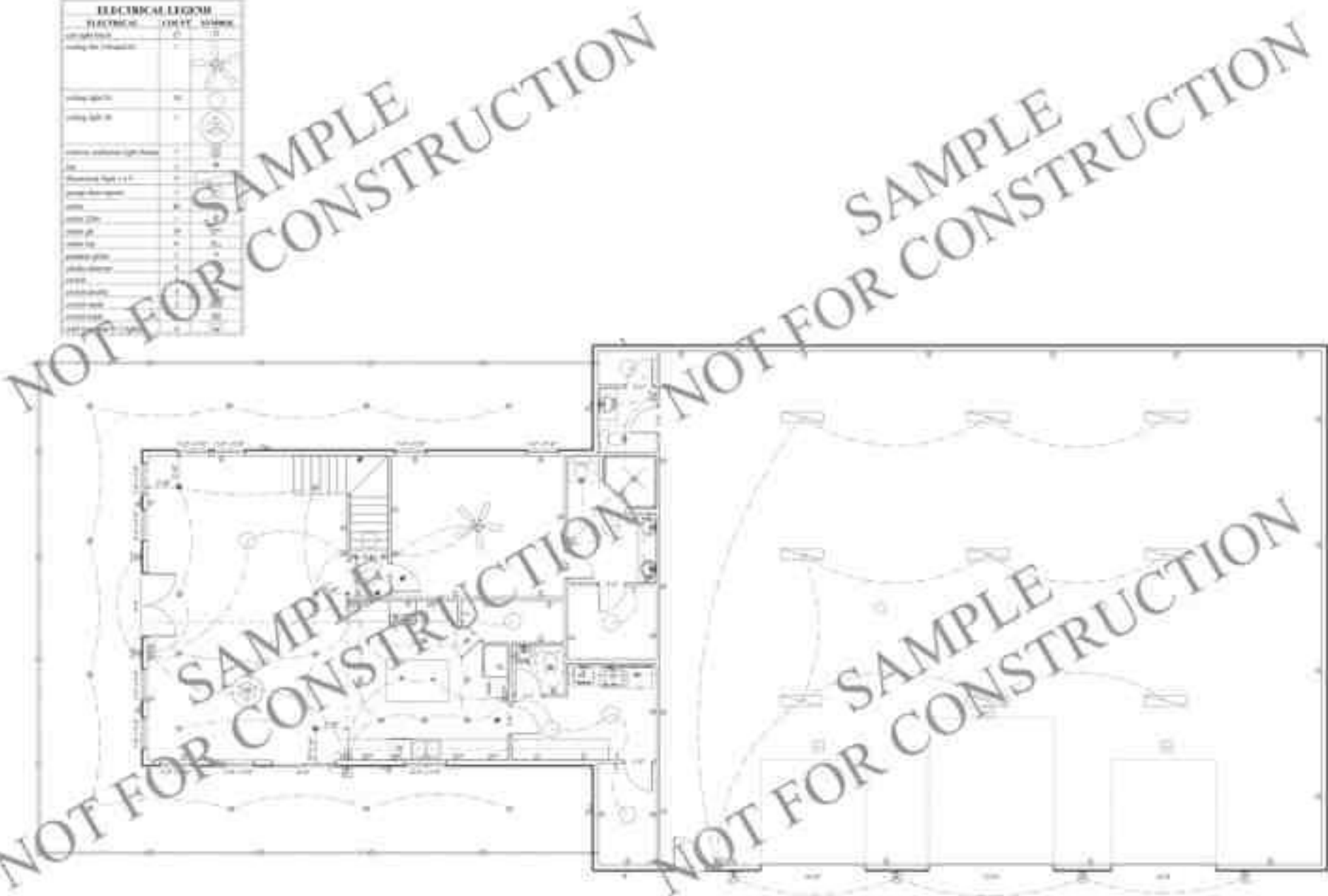
Barndominium Life
Celebrating the Barndominium Lifestyle

NO.	DESCRIPTION	DATE
1	SECOND FLOOR	11/15/2023

DESIGNER AUTHORIZATION:
I, THE DESIGNER, HEREBY CERTIFY THAT I AM A LICENSED ARCHITECT IN THE STATE OF TEXAS AND I AM THE DESIGNER OF THIS PROJECT. I HAVE REVIEWED THE PROJECT AND I AM SURE THAT THE PROJECT IS IN ACCORDANCE WITH ALL APPLICABLE CODES AND REGULATIONS. I HAVE ALSO REVIEWED THE PROJECT AND I AM SURE THAT THE PROJECT IS IN ACCORDANCE WITH ALL APPLICABLE CODES AND REGULATIONS. I HAVE ALSO REVIEWED THE PROJECT AND I AM SURE THAT THE PROJECT IS IN ACCORDANCE WITH ALL APPLICABLE CODES AND REGULATIONS.

SAMPLE NOT FOR CONSTRUCTION

ELECTRICAL LEGEND		
SYMBOL	DESCRIPTION	NOTES
	15A Breaker	
	20A Breaker	
	30A Breaker	
	40A Breaker	
	50A Breaker	
	60A Breaker	
	70A Breaker	
	80A Breaker	
	90A Breaker	
	100A Breaker	
	150A Breaker	
	200A Breaker	
	250A Breaker	
	300A Breaker	
	350A Breaker	
	400A Breaker	
	450A Breaker	
	500A Breaker	
	600A Breaker	
	700A Breaker	
	800A Breaker	
	900A Breaker	
	1000A Breaker	
	1500A Breaker	
	2000A Breaker	
	2500A Breaker	
	3000A Breaker	
	3500A Breaker	
	4000A Breaker	
	4500A Breaker	
	5000A Breaker	
	6000A Breaker	
	7000A Breaker	
	8000A Breaker	
	9000A Breaker	
	10000A Breaker	
	15000A Breaker	
	20000A Breaker	
	25000A Breaker	
	30000A Breaker	
	35000A Breaker	
	40000A Breaker	
	45000A Breaker	
	50000A Breaker	
	60000A Breaker	
	70000A Breaker	
	80000A Breaker	
	90000A Breaker	
	100000A Breaker	



MAIN FLOOR ELECTRICAL
SCALE: 1/4" = 1'-0"

DESIGNER AUTHORIZATION:
 I, THE SIGNER HEREOF, AM A LICENSED PROFESSIONAL ELECTRICAL ENGINEER. THE SIGNATURE AND SEAL OF THIS ENGINEER SHALL BE CONSIDERED VALID FOR A LIMITED PERIOD OF TIME ONLY. ANY OTHER SIGNATURE OR SEAL OF AN ENGINEER SHALL BE CONSIDERED INVALID. THIS DOCUMENT IS THE PROPERTY OF THE ENGINEER AND SHALL NOT BE REPRODUCED OR TRANSMITTED IN ANY FORM OR BY ANY MEANS, WITHOUT THE WRITTEN PERMISSION OF THE ENGINEER.

TYPE	MAIN	SEC	TOTAL
UNDER ROOF	1021	896	1917
OUTSIDE STUD	1022	898	1920
INSIDE STUD	1023	903	1926
COVERED PORCH	1024	903	1927
GARAGE	1025	903	1927


Barndominium Life
 Celebrating the Barndominium Lifestyle

SAMPLE NOT FOR CONSTRUCTION
 ELECTRICAL
 5

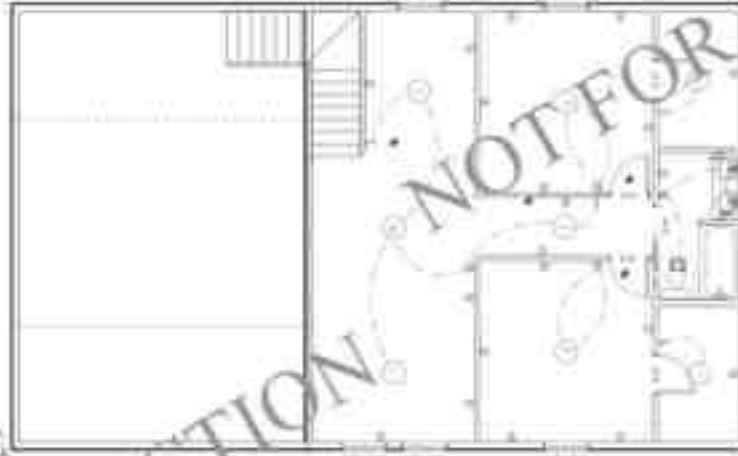
SAMPLE

NOT FOR CONSTRUCTION

SAMPLE

NOT FOR CONSTRUCTION

ELECTRICAL LEGEND	
ELECTRICAL SYMBOL	NOTE
	120V Single Phase
	208V Three Phase
	480V Three Phase
	120/208V Three Phase WYE
	277/480V Three Phase WYE
	600V Three Phase WYE
	120V Single Phase WYE
	208V Three Phase WYE
	480V Three Phase WYE
	277/480V Three Phase WYE
	600V Three Phase WYE
	120V Single Phase WYE



SECOND FLOOR ELECTRICAL
SCALE: 1/8" = 1'-0"

SAMPLE

NOT FOR CONSTRUCTION

SAMPLE

NOT FOR CONSTRUCTION

TYPE	MAIN	TRF	TOTAL
UNDER ROOF	1021	0	1021
OUTSIDE STUD	1828	0	1828
INSIDE STUD	1919	0	1919
COVERED PORCH	1188	0	1188
GARAGE	3022	0	3022



Barndominium Life
Celebrating the Barndominium Lifestyle

DATE PLOTTED: 01/11/2020	PROJECT: 1903
SCALE: 1/8" = 1'-0"	DRAWING: 1903-02
DESIGNER: J. W. WILSON	CHECKED: J. W. WILSON
DATE: 01/11/2020	PROJECT: 1903
SCALE: 1/8" = 1'-0"	DRAWING: 1903-02
DESIGNER: J. W. WILSON	CHECKED: J. W. WILSON
DATE: 01/11/2020	PROJECT: 1903
SCALE: 1/8" = 1'-0"	DRAWING: 1903-02
DESIGNER: J. W. WILSON	CHECKED: J. W. WILSON
DATE: 01/11/2020	PROJECT: 1903

19

DESIGNER AUTHORIZATION:
 I, J. WILSON, DESIGNER, DO HEREBY CERTIFY THAT I AM A LICENSED ELECTRICAL ENGINEER IN THE STATE OF TEXAS AND THAT I AM THE DESIGNER OF THIS DRAWING.
 I, J. WILSON, DESIGNER, DO HEREBY CERTIFY THAT I AM A LICENSED ELECTRICAL ENGINEER IN THE STATE OF TEXAS AND THAT I AM THE DESIGNER OF THIS DRAWING.
 I, J. WILSON, DESIGNER, DO HEREBY CERTIFY THAT I AM A LICENSED ELECTRICAL ENGINEER IN THE STATE OF TEXAS AND THAT I AM THE DESIGNER OF THIS DRAWING.

OPENING SCHEDULE						
FRAME WORK	NO.	NO.	NO.	NO.	NO.	NO.
WALL CONTROL 1	1	1	1	1	1	1
WALL CONTROL 2	1	1	1	1	1	1
WALL CONTROL 3	1	1	1	1	1	1
WALL CONTROL 4	1	1	1	1	1	1
WALL CONTROL 5	1	1	1	1	1	1
WALL CONTROL 6	1	1	1	1	1	1
WALL CONTROL 7	1	1	1	1	1	1
WALL CONTROL 8	1	1	1	1	1	1
WALL CONTROL 9	1	1	1	1	1	1
WALL CONTROL 10	1	1	1	1	1	1
WALL CONTROL 11	1	1	1	1	1	1
WALL CONTROL 12	1	1	1	1	1	1
WALL CONTROL 13	1	1	1	1	1	1
WALL CONTROL 14	1	1	1	1	1	1
WALL CONTROL 15	1	1	1	1	1	1
WALL CONTROL 16	1	1	1	1	1	1
WALL CONTROL 17	1	1	1	1	1	1
WALL CONTROL 18	1	1	1	1	1	1
WALL CONTROL 19	1	1	1	1	1	1
WALL CONTROL 20	1	1	1	1	1	1
WALL CONTROL 21	1	1	1	1	1	1
WALL CONTROL 22	1	1	1	1	1	1
WALL CONTROL 23	1	1	1	1	1	1
WALL CONTROL 24	1	1	1	1	1	1
WALL CONTROL 25	1	1	1	1	1	1
WALL CONTROL 26	1	1	1	1	1	1
WALL CONTROL 27	1	1	1	1	1	1
WALL CONTROL 28	1	1	1	1	1	1
WALL CONTROL 29	1	1	1	1	1	1
WALL CONTROL 30	1	1	1	1	1	1
WALL CONTROL 31	1	1	1	1	1	1
WALL CONTROL 32	1	1	1	1	1	1
WALL CONTROL 33	1	1	1	1	1	1
WALL CONTROL 34	1	1	1	1	1	1
WALL CONTROL 35	1	1	1	1	1	1
WALL CONTROL 36	1	1	1	1	1	1
WALL CONTROL 37	1	1	1	1	1	1
WALL CONTROL 38	1	1	1	1	1	1
WALL CONTROL 39	1	1	1	1	1	1
WALL CONTROL 40	1	1	1	1	1	1
WALL CONTROL 41	1	1	1	1	1	1
WALL CONTROL 42	1	1	1	1	1	1
WALL CONTROL 43	1	1	1	1	1	1
WALL CONTROL 44	1	1	1	1	1	1
WALL CONTROL 45	1	1	1	1	1	1
WALL CONTROL 46	1	1	1	1	1	1
WALL CONTROL 47	1	1	1	1	1	1
WALL CONTROL 48	1	1	1	1	1	1
WALL CONTROL 49	1	1	1	1	1	1
WALL CONTROL 50	1	1	1	1	1	1

DOOR SCHEDULE			
NO.	NO.	NO.	NO.
1	1	1	1
2	1	1	1
3	1	1	1
4	1	1	1
5	1	1	1
6	1	1	1
7	1	1	1
8	1	1	1
9	1	1	1
10	1	1	1
11	1	1	1
12	1	1	1
13	1	1	1
14	1	1	1
15	1	1	1
16	1	1	1
17	1	1	1
18	1	1	1
19	1	1	1
20	1	1	1
21	1	1	1
22	1	1	1
23	1	1	1
24	1	1	1
25	1	1	1
26	1	1	1
27	1	1	1
28	1	1	1
29	1	1	1
30	1	1	1
31	1	1	1
32	1	1	1
33	1	1	1
34	1	1	1
35	1	1	1
36	1	1	1
37	1	1	1
38	1	1	1
39	1	1	1
40	1	1	1
41	1	1	1
42	1	1	1
43	1	1	1
44	1	1	1
45	1	1	1
46	1	1	1
47	1	1	1
48	1	1	1
49	1	1	1
50	1	1	1



MAIN FLOOR FLOORING
SCALE: 1/4" = 1'-0"

DESIGNER AUTHORIZATION:
I, THE DESIGNER, HEREBY CERTIFY THAT I AM A LICENSED ARCHITECT IN THE STATE OF CALIFORNIA AND THAT I AM THE DESIGNER OF THE ABOVE DESCRIBED PROJECT. I AM NOT PROVIDING ANY CONTRACT DOCUMENTS OR SPECIFICATIONS FOR THIS PROJECT. THIS DRAWING IS FOR INFORMATION ONLY AND IS NOT TO BE USED FOR CONSTRUCTION. THE DESIGNER ASSUMES NO LIABILITY FOR ANY DAMAGE OR INJURY TO PERSONS OR PROPERTY CAUSED BY THE USE OF THIS DRAWING. THE DESIGNER'S OFFICE IS LOCATED AT 1234 MAIN STREET, SUITE 100, SAN FRANCISCO, CA 94102. THE DESIGNER'S PHONE NUMBER IS (415) 555-1234. THE DESIGNER'S FAX NUMBER IS (415) 555-5678. THE DESIGNER'S E-MAIL ADDRESS IS DESIGNER@EXAMPLE.COM. THE DESIGNER'S WEBSITE IS WWW.EXAMPLE.COM. THE DESIGNER'S SOCIAL MEDIA PROFILES ARE: FACEBOOK: WWW.EXAMPLE.COM/FACEBOOK, TWITTER: WWW.EXAMPLE.COM/TWITTER, LINKEDIN: WWW.EXAMPLE.COM/IN/EXAMPLE, INSTAGRAM: WWW.EXAMPLE.COM/INSTAGRAM. THE DESIGNER'S SIGNATURE IS: [Signature]

TYPE	MAN	2ND	TOTAL
UNDER ROOF	6021	488	6509
OUTSIDE STUD	1825	869	2694
INSIDE STUD	1619	853	2472
COVERED PORCH	8188	-	8188
GARAGE	3222	-	3222



Barndominium Life
Celebrating the Barndominium Lifestyle

NO.	DESCRIPTION	DATE
1	ISSUED FOR PERMIT	10/15/2023
2	ISSUED FOR CONSTRUCTION	10/15/2023
3	ISSUED FOR CONSTRUCTION	10/15/2023
4	ISSUED FOR CONSTRUCTION	10/15/2023
5	ISSUED FOR CONSTRUCTION	10/15/2023
6	ISSUED FOR CONSTRUCTION	10/15/2023
7	ISSUED FOR CONSTRUCTION	10/15/2023
8	ISSUED FOR CONSTRUCTION	10/15/2023
9	ISSUED FOR CONSTRUCTION	10/15/2023
10	ISSUED FOR CONSTRUCTION	10/15/2023

SAMPLE NOT FOR CONSTRUCTION

SAMPLE
NOT FOR CONSTRUCTION

OPENING SCHEDULE						
FINISH CODE	SIZE	TYPE	LOCATION	TYPE	FINISH	REMARKS
WALL FINISH	12" x 12"	S	ALL	S	M	
DOOR FINISH	12" x 12"	S	ALL	S	M	
WALL FINISH	12" x 12"	S	ALL	S	M	
DOOR FINISH	12" x 12"	S	ALL	S	M	
WALL FINISH	12" x 12"	S	ALL	S	M	
DOOR FINISH	12" x 12"	S	ALL	S	M	

EXISTING SCHEDULE						
FINISH CODE	SIZE	TYPE	LOCATION	TYPE	FINISH	REMARKS
WALL FINISH	12" x 12"	S	ALL	S	M	
DOOR FINISH	12" x 12"	S	ALL	S	M	
WALL FINISH	12" x 12"	S	ALL	S	M	
DOOR FINISH	12" x 12"	S	ALL	S	M	
WALL FINISH	12" x 12"	S	ALL	S	M	
DOOR FINISH	12" x 12"	S	ALL	S	M	



SECOND FLOOR FLOORING
SCALE: 1/4" = 1'-0"

DESIGNER AUTHORIZATION:
I, the undersigned, being a duly licensed professional engineer, do hereby certify that I am the author of the design and construction of the above described building and that I am a duly licensed professional engineer in the State of Florida.

TYPE	MAP	2ND	TOTAL
UNDER ROOF	8001	488	8000
OUTSIDE STUD	1005	666	3524
INSIDE STUD	1019	850	2392
CONCRETE PORCH	0108	1188	1188
GARAGE	3002	-	3002



Barndominium Life
Celebrating the Barndominium Lifestyle

DATE	DESCRIPTION	QUANTITY	UNIT PRICE	TOTAL
	FLOORING			

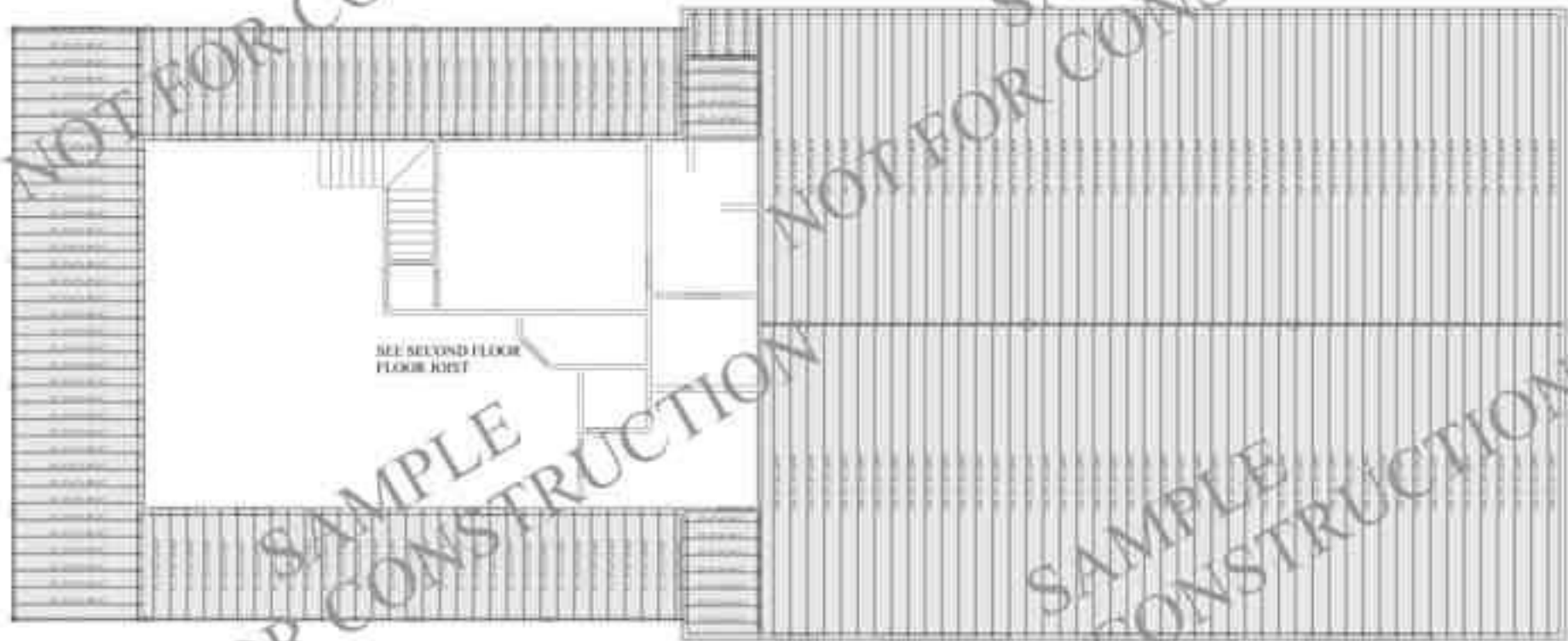
8
SAMPLE NOT FOR CONSTRUCTION

SPANS BASED ON
SOUTHERN PINE
20ps live load, 10 ps dead load,
240 deflection

ALL SPANS SHALL BE
VERIFIED BY CONTRACTOR
AND ALL OTHERS
SPANS WILL BE CHECKED
BY OTHERS

CEILING TRADING SCHEDULE	
NO.	DESCRIPTION
1	1" x 12" x 12"
2	1" x 12" x 12"
3	1" x 12" x 12"
4	1" x 12" x 12"
5	1" x 12" x 12"
6	1" x 12" x 12"
7	1" x 12" x 12"
8	1" x 12" x 12"
9	1" x 12" x 12"
10	1" x 12" x 12"

GARAGE CEILING AND BRUSSES
TO BE DESIGNED BY OTHERS



SEE SECOND FLOOR
FLOOR PLAN

MAIN FLOOR CEILING JOIST
SCALE 1/4" = 1'-0"

TYPE	MAIN	2ND	TOTAL
UNDER ROOF	3621	898	3920
OUTSIDE STUDIO	1625	809	2334
INSIDE STUDIO	1510	833	2343
COVERED PORCH	1184	-	1184
GARAGE	3222	-	3222



Barndominium Life
Celebrating the Barndominium Lifestyle

NO.	DESCRIPTION
1	1" x 12" x 12"
2	1" x 12" x 12"
3	1" x 12" x 12"
4	1" x 12" x 12"
5	1" x 12" x 12"
6	1" x 12" x 12"
7	1" x 12" x 12"
8	1" x 12" x 12"
9	1" x 12" x 12"
10	1" x 12" x 12"

DESIGNER AUTHORIZATION:
I, THE DESIGNER, HEREBY AUTHORIZE THE CONTRACTOR TO CONSTRUCT THE PROJECT IN ACCORDANCE WITH THE SPECIFICATIONS AND CONDITIONS SET FORTH IN THE CONTRACT DOCUMENTS. THE CONTRACTOR SHALL BE RESPONSIBLE FOR OBTAINING ALL NECESSARY PERMITS AND FOR THE ACCURACY OF THE CONTRACT DOCUMENTS.

SCALE 1/4" = 1'-0"
DATE: 10/1/2023
DRAWN BY: [Name]
CHECKED BY: [Name]
SCALE 1/4" = 1'-0"
DATE: 10/1/2023
DRAWN BY: [Name]
CHECKED BY: [Name]

CEILING FRAMING SCHEDULE
FRAMING IN HORIZONTAL SECTION

NO.	DESCRIPTION	AMOUNT	UNIT
1	2x6 @ 16" O.C.	11	LF
2	2x6 @ 16" O.C.	11	LF

SPANS BASED ON
SOUTHERN PINE
24x4 live load, 10 psf dead load,
240 deflection

ALL SPANS SHOULD BE
VERIFIED BY CONTRACTOR
AND/OR OTHERS
SOME WILL BE DESIGNED
BY OTHERS



SECOND FLOOR CEILING JOIST
SCALE: 1/4" = 1'-0"

ALL DIMENSIONS
SHOWN ON THIS
DRAWING ARE IN
FEET AND INCHES
UNLESS OTHERWISE
NOTED.

FLOOR FRAMING SCHEDULE
FRAMING IN HORIZONTAL SECTION

NO.	DESCRIPTION	AMOUNT	UNIT
1	2x10 @ 16" O.C.	11	LF
2	2x10 @ 16" O.C.	11	LF
3	2x10 @ 16" O.C.	11	LF
4	2x10 @ 16" O.C.	11	LF
5	2x10 @ 16" O.C.	11	LF
6	2x10 @ 16" O.C.	11	LF
7	2x10 @ 16" O.C.	11	LF
8	2x10 @ 16" O.C.	11	LF
9	2x10 @ 16" O.C.	11	LF
10	2x10 @ 16" O.C.	11	LF



SECOND FLOOR FLOOR JOIST
SCALE: 1/4" = 1'-0"

TYPE	MAIN	2ND	TOTAL
UNDER ROOF	3621	886	3907
OUTSIDE STUD	1625	809	2334
INSIDE STUD	1510	833	2343
COVERED PORCH	1184	-	1184
GARAGE	3227	-	3227

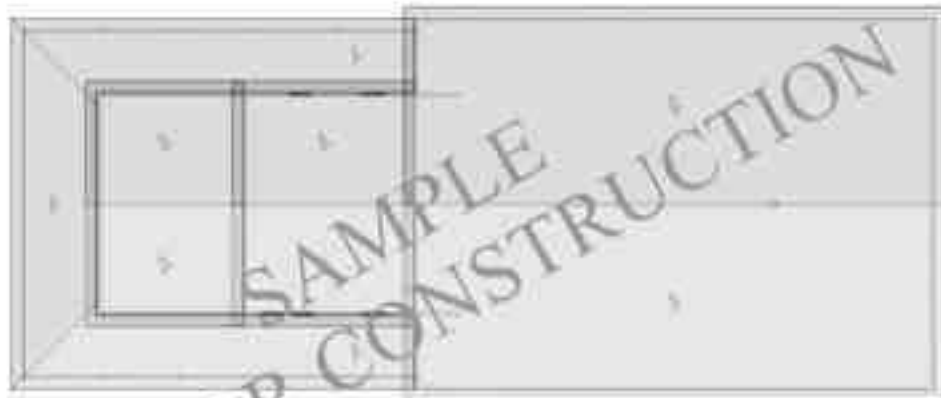


Barndominium Life
Celebrating the Barndominium Lifestyle

NOT FOR CONSTRUCTION

DESIGNER AUTHORIZATION:

THIS SET OF DRAWINGS IS TO BE USED ONLY FOR THE PROJECT AND SITE SPECIFIC TO THE PROJECT. ANY CHANGES TO THE DRAWINGS MUST BE MADE BY THE DESIGNER. THE DESIGNER IS NOT RESPONSIBLE FOR ANY CONSTRUCTION ERRORS OR OMISSIONS. THE DESIGNER IS NOT RESPONSIBLE FOR ANY CONSTRUCTION ERRORS OR OMISSIONS. THE DESIGNER IS NOT RESPONSIBLE FOR ANY CONSTRUCTION ERRORS OR OMISSIONS.



ROOF
SCALE: 1/8" = 1'-0"

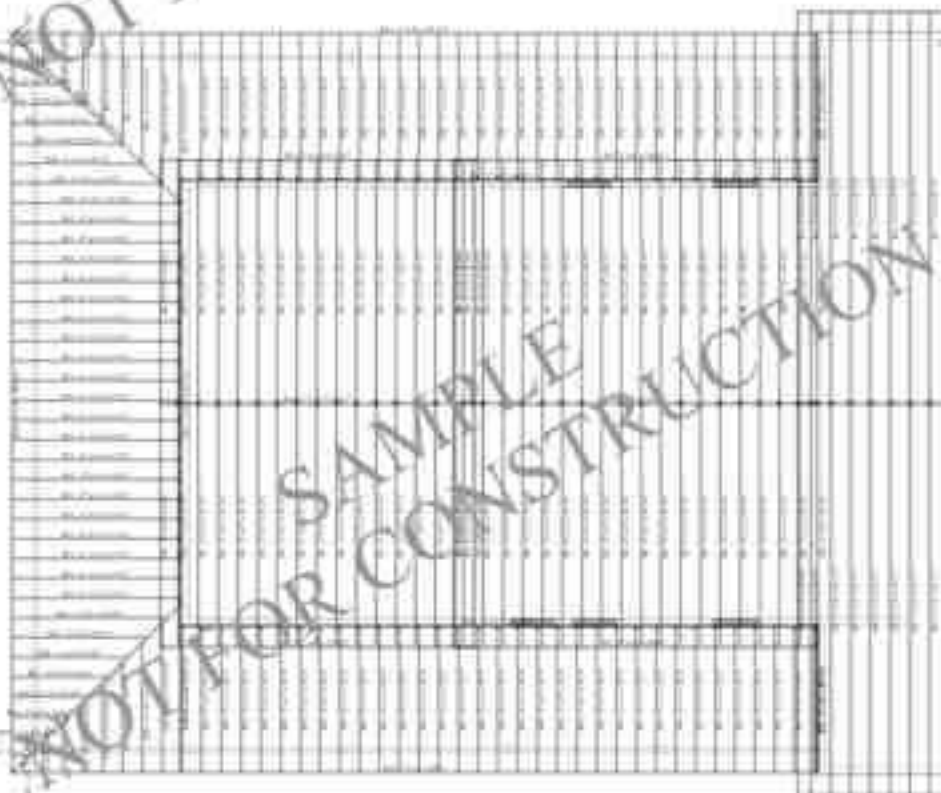
ALL SPANS SHALL
BE DESIGNED AND VERIFIED
BY CONTRACTOR AND/OR
OTHERS

ROOF FRAMING SCHEDULE

NO.	DESCRIPTION	QTY	UNIT
1	2x10	10	LF
2	2x12	10	LF
3	2x14	10	LF
4	2x16	10	LF
5	2x18	10	LF
6	2x20	10	LF
7	2x22	10	LF
8	2x24	10	LF
9	2x26	10	LF
10	2x28	10	LF
11	2x30	10	LF
12	2x32	10	LF
13	2x34	10	LF
14	2x36	10	LF
15	2x38	10	LF
16	2x40	10	LF
17	2x42	10	LF
18	2x44	10	LF
19	2x46	10	LF
20	2x48	10	LF
21	2x50	10	LF
22	2x52	10	LF
23	2x54	10	LF
24	2x56	10	LF
25	2x58	10	LF
26	2x60	10	LF
27	2x62	10	LF
28	2x64	10	LF
29	2x66	10	LF
30	2x68	10	LF
31	2x70	10	LF
32	2x72	10	LF
33	2x74	10	LF
34	2x76	10	LF
35	2x78	10	LF
36	2x80	10	LF
37	2x82	10	LF
38	2x84	10	LF
39	2x86	10	LF
40	2x88	10	LF
41	2x90	10	LF
42	2x92	10	LF
43	2x94	10	LF
44	2x96	10	LF
45	2x98	10	LF
46	2x100	10	LF

ROOF FRAMING SCHEDULE

NO.	DESCRIPTION	QTY	UNIT
1	2x10	10	LF
2	2x12	10	LF
3	2x14	10	LF
4	2x16	10	LF
5	2x18	10	LF
6	2x20	10	LF
7	2x22	10	LF
8	2x24	10	LF
9	2x26	10	LF
10	2x28	10	LF
11	2x30	10	LF
12	2x32	10	LF
13	2x34	10	LF
14	2x36	10	LF
15	2x38	10	LF
16	2x40	10	LF
17	2x42	10	LF
18	2x44	10	LF
19	2x46	10	LF
20	2x48	10	LF
21	2x50	10	LF
22	2x52	10	LF
23	2x54	10	LF
24	2x56	10	LF
25	2x58	10	LF
26	2x60	10	LF
27	2x62	10	LF
28	2x64	10	LF
29	2x66	10	LF
30	2x68	10	LF
31	2x70	10	LF
32	2x72	10	LF
33	2x74	10	LF
34	2x76	10	LF
35	2x78	10	LF
36	2x80	10	LF
37	2x82	10	LF
38	2x84	10	LF
39	2x86	10	LF
40	2x88	10	LF
41	2x90	10	LF
42	2x92	10	LF
43	2x94	10	LF
44	2x96	10	LF
45	2x98	10	LF
46	2x100	10	LF



RAFTERS
SCALE: 1/4" = 1'-0"

TOTAL	2ND	MAIN	TYPE
1184	888	803	UNCLIP ROOF
1184	888	1826	OUTSIDE STUD
1184	888	1519	INSIDE STUD
1184	888	1184	COVERED PORCH
1184	888	888	GARAGE

Barndominium Life
Celebrating the Barndom Lifestyle

NO.	DESCRIPTION	QTY	UNIT
1	2x10	10	LF
2	2x12	10	LF
3	2x14	10	LF
4	2x16	10	LF
5	2x18	10	LF
6	2x20	10	LF
7	2x22	10	LF
8	2x24	10	LF
9	2x26	10	LF
10	2x28	10	LF
11	2x30	10	LF
12	2x32	10	LF
13	2x34	10	LF
14	2x36	10	LF
15	2x38	10	LF
16	2x40	10	LF
17	2x42	10	LF
18	2x44	10	LF
19	2x46	10	LF
20	2x48	10	LF
21	2x50	10	LF
22	2x52	10	LF
23	2x54	10	LF
24	2x56	10	LF
25	2x58	10	LF
26	2x60	10	LF
27	2x62	10	LF
28	2x64	10	LF
29	2x66	10	LF
30	2x68	10	LF
31	2x70	10	LF
32	2x72	10	LF
33	2x74	10	LF
34	2x76	10	LF
35	2x78	10	LF
36	2x80	10	LF
37	2x82	10	LF
38	2x84	10	LF
39	2x86	10	LF
40	2x88	10	LF
41	2x90	10	LF
42	2x92	10	LF
43	2x94	10	LF
44	2x96	10	LF
45	2x98	10	LF
46	2x100	10	LF


DESIGNER AUTHORIZATION:
I, THE DESIGNER, HEREBY AUTHORIZE THE CONTRACTOR TO CONSTRUCT THE PROJECT AS SHOWN ON THESE PLANS AND TO MAKE SUCH CHANGES AS MAY BE NECESSARY TO COMPLY WITH ALL APPLICABLE CODES AND REGULATIONS. THE CONTRACTOR SHALL BE RESPONSIBLE FOR OBTAINING ALL NECESSARY PERMITS AND FOR VERIFYING THE ACCURACY OF ALL DIMENSIONS AND MATERIALS. THIS AUTHORIZATION IS VALID ONLY FOR THE PROJECT AND SITE SPECIFICALLY IDENTIFIED ON THESE PLANS AND IS NOT TO BE USED FOR ANY OTHER PROJECT OR SITE WITHOUT THE WRITTEN CONSENT OF THE DESIGNER.

NOT FOR CONSTRUCTION
SAMPLE

NOT FOR CONSTRUCTION
SAMPLE

NOT FOR CONSTRUCTION
SAMPLE

NOT FOR CONSTRUCTION
SAMPLE



PLUMBING
SCALE: 1/4" = 1'-0"

DESIGNER AUTHORIZATION:
I, THE DESIGNER, HEREBY CERTIFY THAT I AM A LICENSED PROFESSIONAL ENGINEER IN THE STATE OF TEXAS AND I AM THE DESIGNER OF THIS PROJECT. I HAVE REVIEWED THE PROJECT AND I AM SURE THAT THE PROJECT IS IN ACCORDANCE WITH ALL APPLICABLE CODES AND REGULATIONS. I HAVE REVIEWED THE PROJECT AND I AM SURE THAT THE PROJECT IS IN ACCORDANCE WITH ALL APPLICABLE CODES AND REGULATIONS. I HAVE REVIEWED THE PROJECT AND I AM SURE THAT THE PROJECT IS IN ACCORDANCE WITH ALL APPLICABLE CODES AND REGULATIONS.

TYPE	MAIN	RWD	TOTAL
UNDER FLOOR	4001	800	4800
OUTSIDE STUD	1402	800	2204
INSIDE STUD	1019	800	2000
COVERED PORCH	1184	-	1184
GARAGE	3222	-	3222

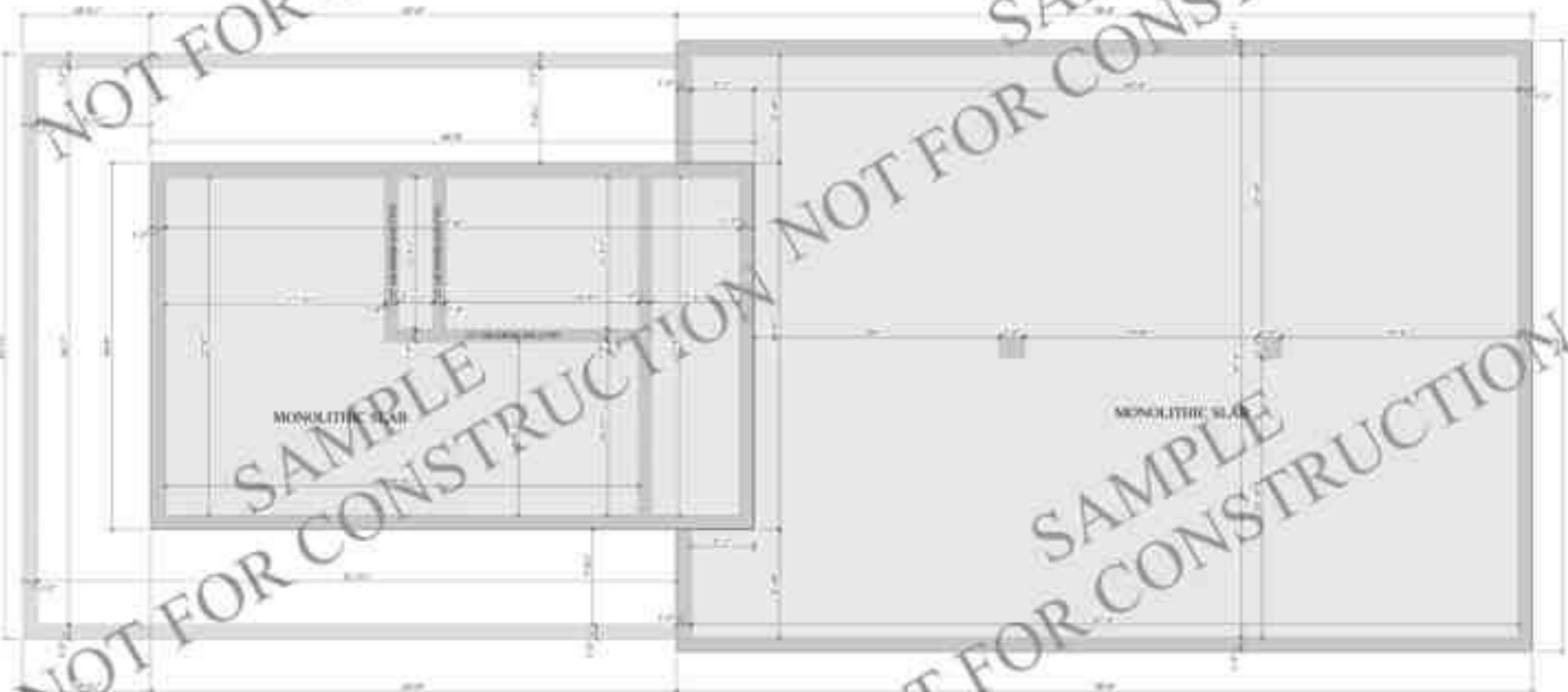
Barndominium Life
Celebrating the Barndominium Lifestyle

NO.	REVISION	DATE
1	ISSUED FOR PERMITS	11/11/2023
2	ISSUED FOR CONSTRUCTION	11/11/2023
3	ISSUED FOR CONSTRUCTION	11/11/2023
4	ISSUED FOR CONSTRUCTION	11/11/2023
5	ISSUED FOR CONSTRUCTION	11/11/2023

PLUMBING

12

SAMPLE NOT FOR CONSTRUCTION



FOUNDATION
SCALE: 1/4" = 1'-0"

DESIGNER AUTHORIZATION:
 I, THE DESIGNER, HEREBY CERTIFY THAT I AM A LICENSED PROFESSIONAL ENGINEER IN THE STATE OF CALIFORNIA AND THAT I AM THE DESIGNER OF THE ABOVE DESCRIBED PROJECT. I HAVE REVIEWED THE PROJECT AND I AM SURE THAT THE PROJECT IS IN ACCORDANCE WITH ALL APPLICABLE CODES AND REGULATIONS. I HAVE REVIEWED THE PROJECT AND I AM SURE THAT THE PROJECT IS IN ACCORDANCE WITH ALL APPLICABLE CODES AND REGULATIONS. I HAVE REVIEWED THE PROJECT AND I AM SURE THAT THE PROJECT IS IN ACCORDANCE WITH ALL APPLICABLE CODES AND REGULATIONS.

NOT FOR CONSTRUCTION

SAMPLE

NOT FOR CONSTRUCTION

SAMPLE

NOT FOR CONSTRUCTION

SAMPLE

NOT FOR CONSTRUCTION

TYPE	MAIN	2ND	TOTAL
UNDER ROOF	1031	889	1920
OUTSIDE STUD	1025	889	1914
INSIDE STUD	1019	889	1908
COVERED PORCH	1084	-	1084
DAMAGE	2022	-	2022

Barndominium Life
Celebrating the Barndominium Lifestyle